

Name \_\_\_\_\_ Date \_\_\_\_\_









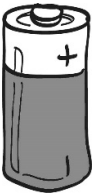
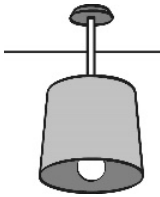

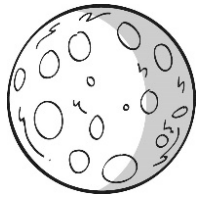
## Worksheet 5.1A

### Light sources

Cut out these pictures and put them into two sets.

Set 1: light sources

Set 2: not light sources

 <p>stars</p>	 <p>glasses</p>	 <p>candle</p>
 <p>table lamp</p>	 <p>flashlight</p>	 <p>mirror</p>
 <p>lightning</p>	 <p>small lamp</p>	 <p>cell</p>
 <p>light</p>	 <p>mobile phone</p>	 <p>the Moon</p>

Name \_\_\_\_\_ Date \_\_\_\_\_

## Worksheet 5.1B









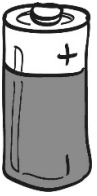
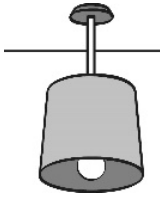

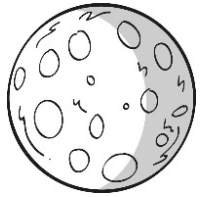
### Light sources

Cut out these pictures and put them into three sets.

Set 1: not a light source

Set 2: a light source that is not bright

Set 3: a light source that is bright

 <p>stars</p>	 <p>glasses</p>	 <p>candle</p>
 <p>table lamp</p>	 <p>flashlight</p>	 <p>mirror</p>
 <p>lightning</p>	 <p>small lamp</p>	 <p>cell</p>
 <p>light</p>	 <p>mobile phone</p>	 <p>the Moon</p>

Name \_\_\_\_\_ Date \_\_\_\_\_

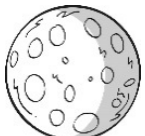




## Worksheet 5.1C

### Is it a light source?

Look at each picture.

Decide whether it is a light source.

Explain your answer.

Object	Is it a light source? How do I know?
 the Moon	I know the Moon is not a light source because it does not make its own light.
 small lamp	
 candle	
 lightning	
 mirror	

Name \_\_\_\_\_ Date \_\_\_\_\_

## Worksheet 5.2A

### How dark is it?

Look at these pictures.

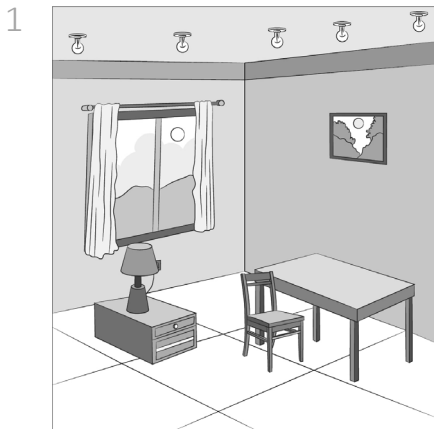
We see the room at different times on different days.

When there is less light, or no light, we say it is dark.

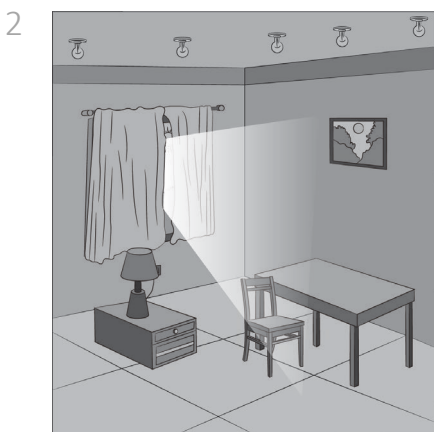
Label each picture to show how much light there is.

Use these words.

darkest	dark	darker	light
---------	------	--------	-------




\_\_\_\_\_



\_\_\_\_\_

3



4



Name \_\_\_\_\_ Date \_\_\_\_\_

## Worksheet 5.2B

### How dark is it?


Look at these pictures.

We see the room at different times on different days.

When there is less light, or no light, we say it is dark.


Finish the sentence under each picture.

1



The room is light because \_\_\_\_\_.

2



The room is dark because \_\_\_\_\_.

3



The room is darker because \_\_\_\_\_.

4



The room is darkest because \_\_\_\_\_.

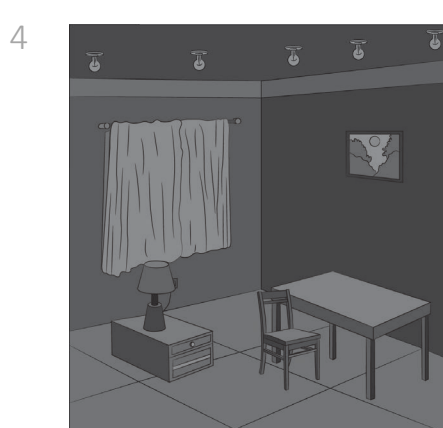
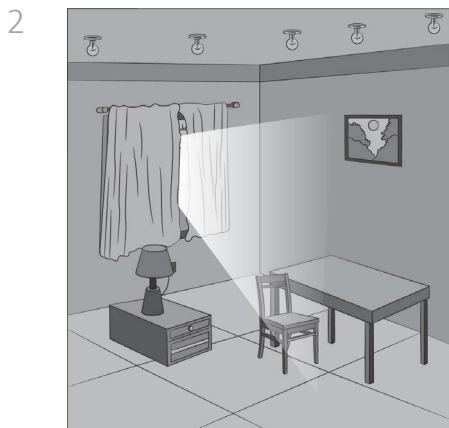
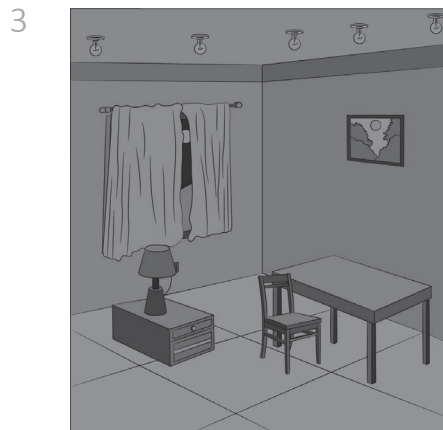
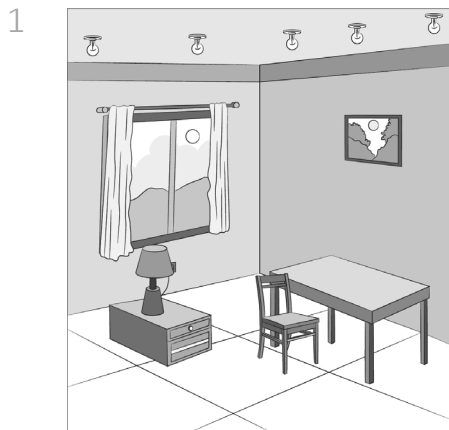
Name \_\_\_\_\_ Date \_\_\_\_\_

## Worksheet 5.2C

### How dark is it?

Look at these pictures.

We see the room at different times on different days.



Answer these questions.

1 In picture 2, the room is a little dark. Why is it only a little dark?

\_\_\_\_\_

2 In picture 3, we can see the Moon through the curtain. Why is this?

\_\_\_\_\_

3 In picture 2, how could we change things to make the room darker?

\_\_\_\_\_



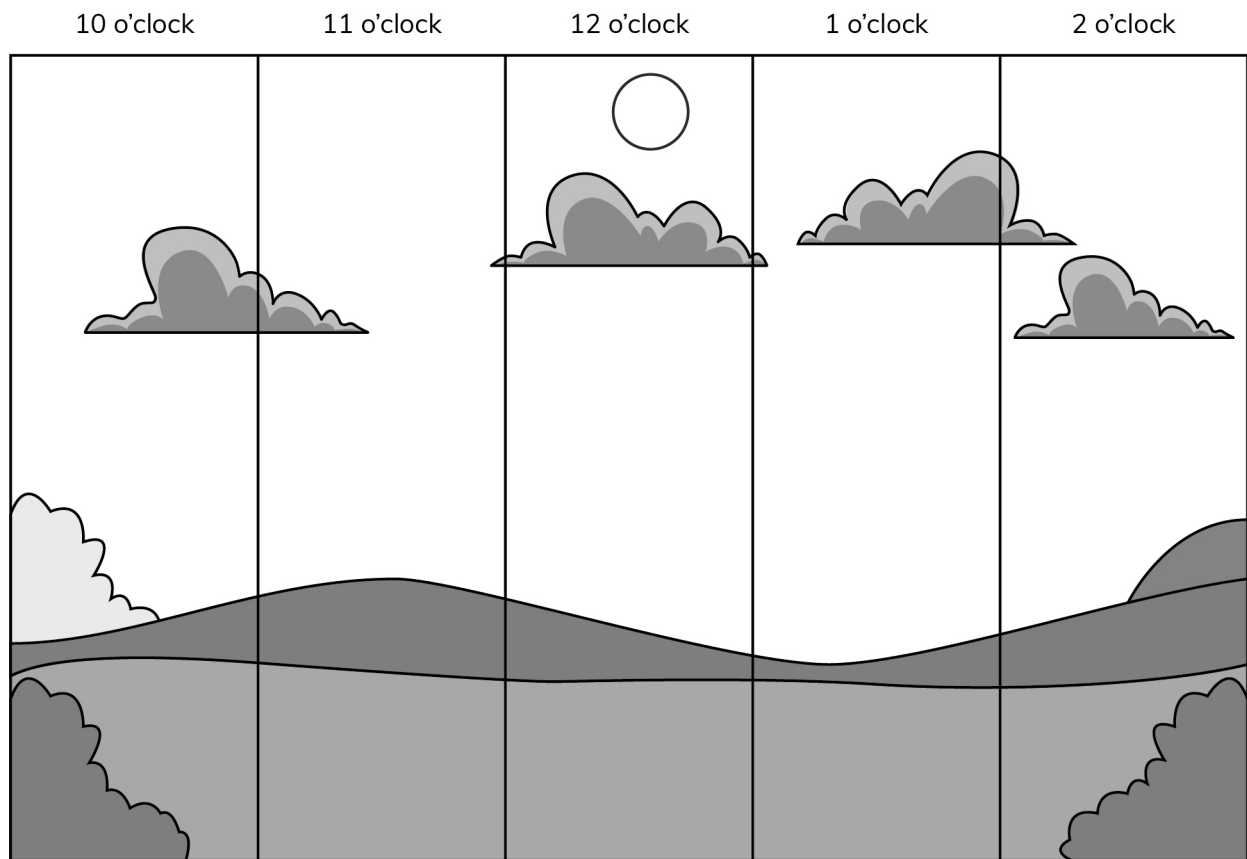
Name \_\_\_\_\_ Date \_\_\_\_\_

## Worksheet 5.3A

### Does the Sun appear to move?

During the day the Sun appears to move.

Draw in the Sun at 10 o'clock, 11 o'clock, 1 o'clock and 2 o'clock.




Name \_\_\_\_\_ Date \_\_\_\_\_

## Worksheet 5.3B

### Does the Sun appear to move?

1 Draw the Sun in the sky at each time shown.



2 Finish this sentence.


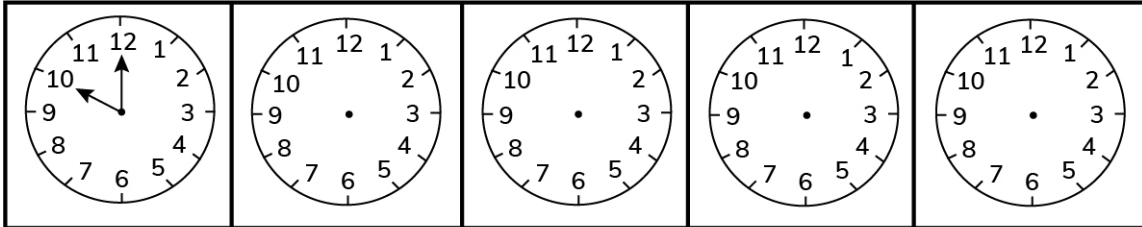
During the day the Sun appears to \_\_\_\_\_.

Name \_\_\_\_\_ Date \_\_\_\_\_

## Worksheet 5.3C

### Does the Sun appear to move?

1 Add the times 11 o'clock, 12 o'clock, 1 o'clock and 2 o'clock to the clock faces.



2 Draw the Sun's position in the sky at each of the times shown on the clock faces.

3 As the Sun appears to move across the sky, it makes a pattern. The pattern is:

\_\_\_\_\_.