




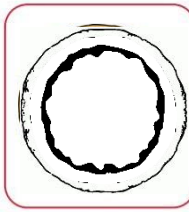


## Writing instructions

A. Use the picture story and the word bank to help you fill the rest of the instructions.

### How to Make a Pizza

Use the picture story and the word bank to help you fill in the rest of the instructions.



Word Bank





cook
sauce
oven
pizza
cheese







top
toppings

1. First, you will need to have a \_\_\_\_\_ base.
2. Next, spread some \_\_\_\_\_ on the pizza base.
3. Then, sprinkle some \_\_\_\_\_ on \_\_\_\_\_ of the sauce.
4. After that, it's time to add your different \_\_\_\_\_.
5. Finally, put your pizza into the \_\_\_\_\_ to \_\_\_\_\_.

**B. Write a set of instructions on how to brush your teeth. Use the images and the word bank to help you.**

First   Next   Then   Finally   add  
toothpaste   toothbrush   wash   rinse

<b>How to brush your teeth</b>	
	<p>1. _____</p>
	<p>2. _____</p>
	<p>3. _____</p>
	<p>4. _____</p>

I can write instructions using adverbs.	  
I can start with a capital letter, punctuate with a full stop and leave spaces.	  

**C. Create a different set of instructions by writing the heading, adding pictures, adverbs and sentences.**

### How to

1) First,	2) Then,	3) Next,	4) Finally,

Activity: <u>Write and punctuate instructions accurately</u>	
• I can orally prepare four distinct instructions, each beginning with a sequencing adverb.	😊 😐 😞
• I can draw a picture to support the text	😊 😐 😞
• I can punctuate sentences using a capital letter and full stop; Leave spaces between words.	😊 😐 😞