


Resource sheet 15.2

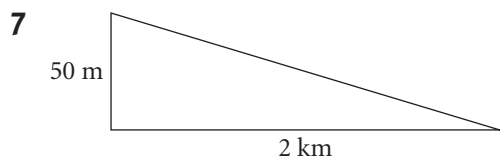
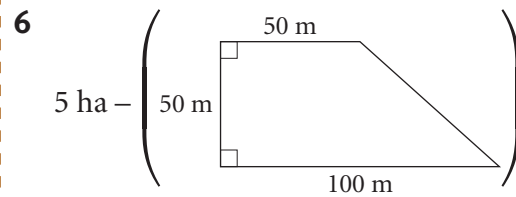
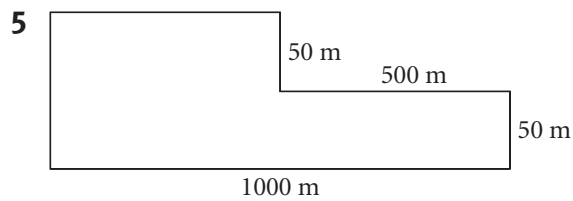


1 2.7 ha

2 3000 m^2



4 $1.8 \text{ ha} + 6000 \text{ m}^2$



8 $13\,000 \text{ m}^2$

9 $1\frac{3}{4} \text{ ha} + \frac{7}{8} \text{ ha}$

