



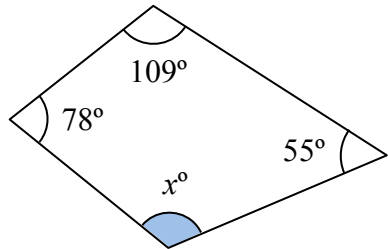
ANGLE

ANGLES IN QUADRILATERALS

NO PROTRACTOR

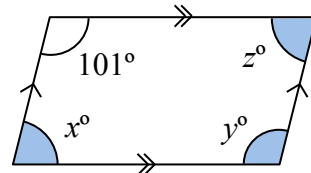
Ref: G512. **5S1**

A1 This quadrilateral is irregular



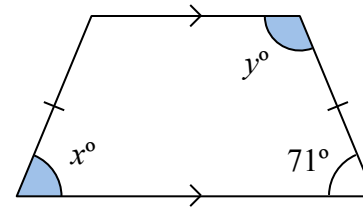
Work out the value of x

A2 This is a parallelogram.



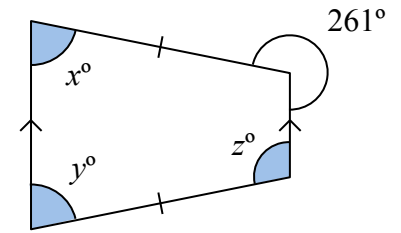
Work out the values of x , y and z

A3 This is an isosceles trapezium.



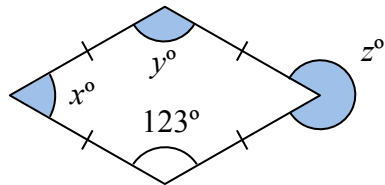
Work out the values of x and y

A4 This is an isosceles trapezium.



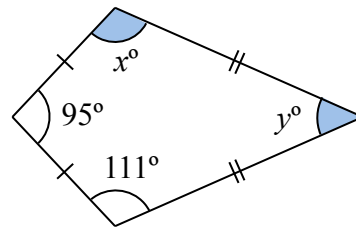
Work out the values of x , y and z

B1 This is a rhombus.



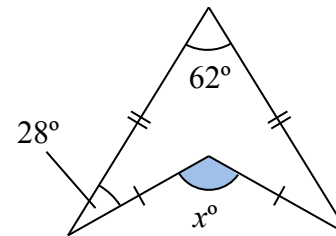
Work out the values of x , y and z

B2 This is a kite.



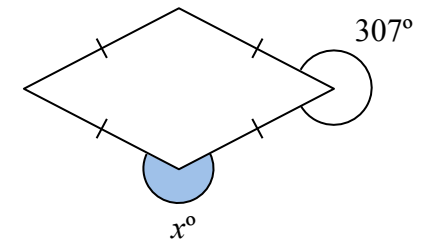
Work out the values of x and y

B3 This is an arrowhead (delta).



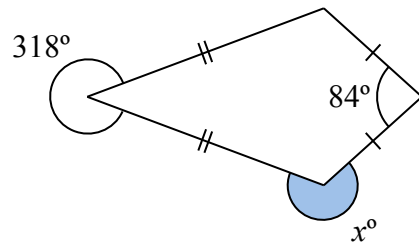
Work out the value of x

B4 This is a rhombus.



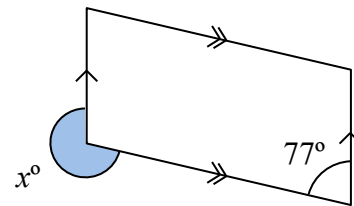
Work out the value of x

C1 This is a kite.



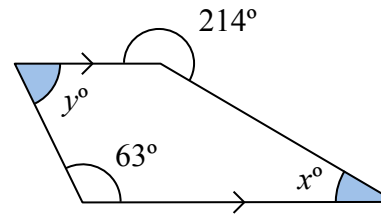
Work out the value of x

C2 This is a parallelogram.



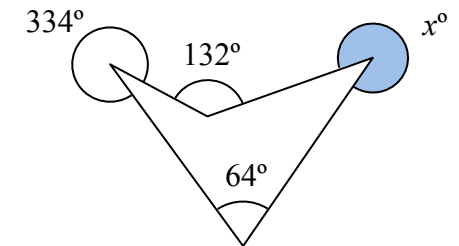
Work out the value of x

C3 This is a trapezium.



Work out the values of x and y

C4 This quadrilateral is irregular.



Work out the value of x

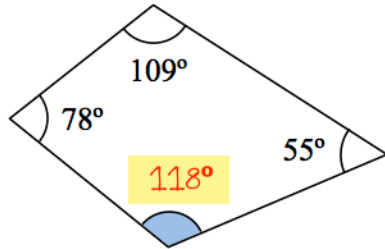


ANGLE ANGLES IN QUADRILATERALS

NO PROTRACTOR

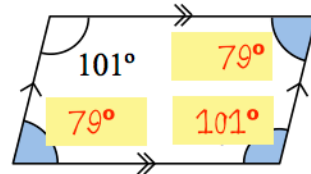
Ref: G512. **5S1**

A1 This quadrilateral is irregular



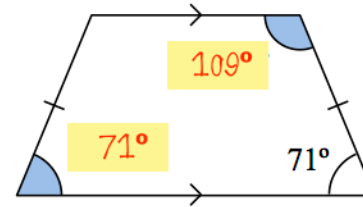
Work out the value of x

A2 This is a parallelogram.



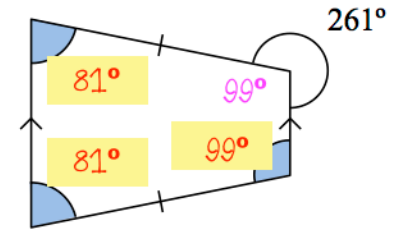
Work out the values of x , y and z

A3 This is an isosceles trapezium.



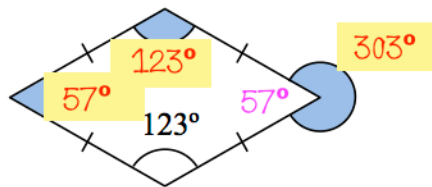
Work out the values of x and y

A4 This is an isosceles trapezium.



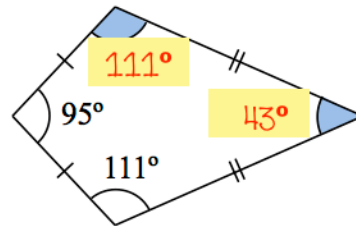
Work out the values of x , y and z

B1 This is a rhombus.



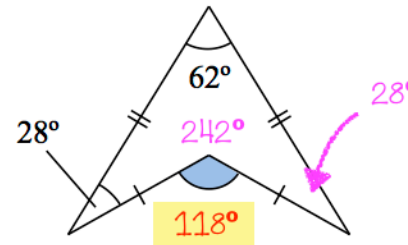
Work out the values of x , y and z

B2 This is a kite.



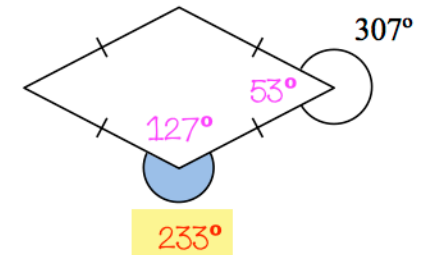
Work out the values of x and y

B3 This is an arrowhead (delta).



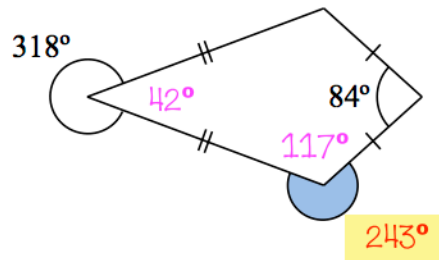
Work out the value of x

B4 This is a rhombus.



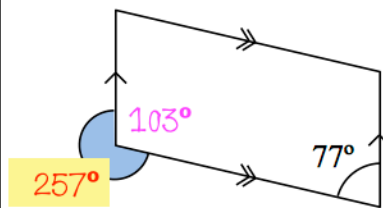
Work out the value of x

C1 This is a kite.



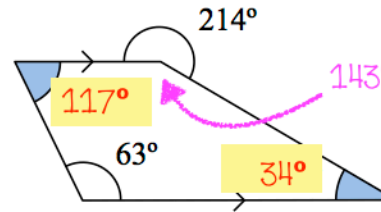
Work out the value of x

C2 This is a parallelogram.



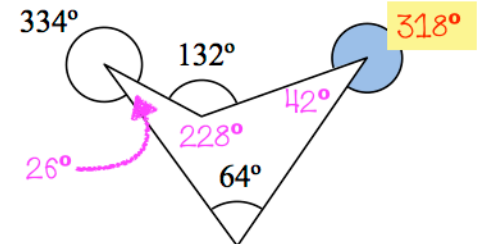
Work out the value of x

C3 This is a trapezium.



Work out the values of x and y

C4 This quadrilateral is irregular.



Work out the value of x