

**Science - Year 2**

Plants – Block 2P

# **Ready, Steady, Grow!**

Session 1

**Resource Pack**

# Seed dispersal

**How do you think these seeds are dispersed?**

***Would animals eat them and then poo them out?***

***Do they stick to animals and travel with them?***

***Do they look like they might float off in water?***

***Would they explode out of a plant?***

***Would they float off in the wind?***



milkweed



maple



dandelion

**How do you think these seeds are dispersed?**

***Would they look like animals might eat them?***

***Would they stick to animals and travel with them?***

***Do they look like they might float off in water?***

***Would they explode out of a plant?***

***Would they float off in the wind?***



beggar-ticks



sandbur



blackberry

Answer: By sticking to animals, or the  
blackberry is eaten

**How do you think these seeds are dispersed?**

***Would they look like animals might eat them?***

***Would they stick to animals and travel with them?***

***Do they look like they might float off in water?***

***Would they explode out of a plant?***

***Would they float off in the wind?***



bean



wheat



cherry

**How do you think these seeds are dispersed?**

***Would they look like animals might eat them?***

***Would they stick to animals and travel with them?***

***Do they look like they might float off in water?***

***Would they explode out of a plant?***

***Would they float off in the wind?***



lotus



coconut



bulrush

Answer: They would float off in water

**How do you think these seeds are dispersed?**

***Would they look like animals might eat them?***

***Would they stick to animals and travel with them?***

***Do they look like they might float off in water?***


***Would they explode out of a plant?***

***Would they float off in the wind?***

Answer: Through explosion



jewelweed



violet




witch hazel



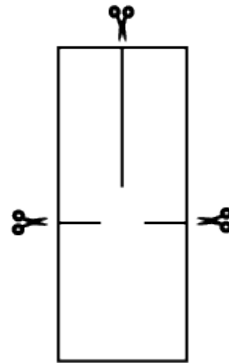
## How to make a helicopter seed (like a sycamore seed)



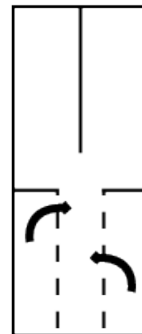
1. Take a piece of paper like this.



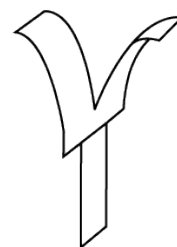
2. Make three cuts as shown here:



3. Fold the paper as shown here:



4. Fold the helicopter blades on opposite sides.





## How to make a dandelion seed 3D clay model



### You will need:

Cotton buds or pipe cleaners  
Modelling putty or foam clay  
Art straws

Roll foam clay into a ball.



Push a pipe cleaner into it. This will be the stem.



Then push cotton buds or pipe cleaners into the ball.



These will be the feathery bits of the dandelion seed. This is not for investigating but to stimulate discussion.

