




THE CIRCLE

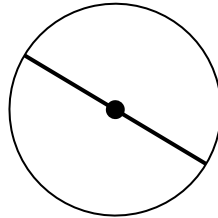
PARTS OF A CIRCLE

Ref: G514. **1F1**

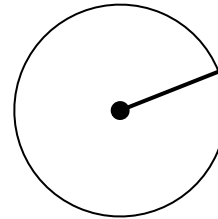
A1 Give the name of the line that goes around a circle.



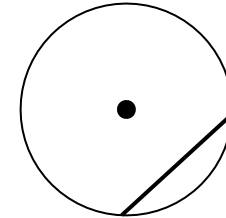
A2 Give the name of the line that cuts across a circle through the centre.



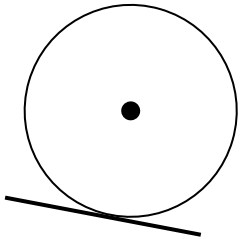
A3 Give the name of the line that joins the centre to the outside.



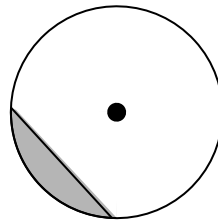
A4 Give the name of the line that joins two points on a circle (not through the centre).



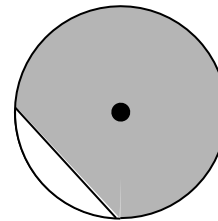
B1 Give the name of the line that touches the circle at only one point.



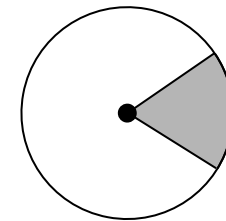
B2 Give the name of the shaded region:



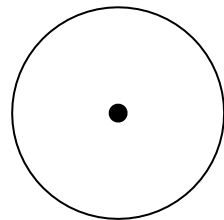
B3 Give the name of the shaded region:



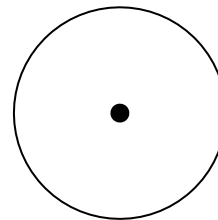
B4 Give the name of the shaded region:



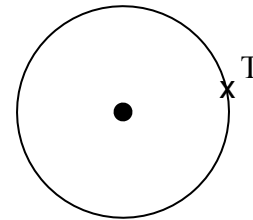
C1 Draw a diameter.



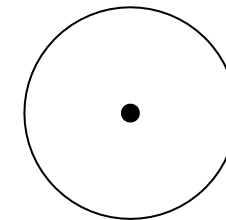
C2 Draw a chord.



C3 Draw the tangent at point T.



C4 Draw and shade a segment.



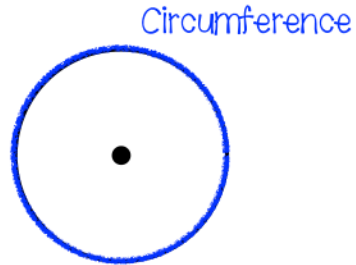


THE CIRCLE

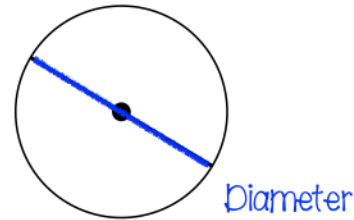
PARTS OF A CIRCLE

Ref: G514. **1F1**

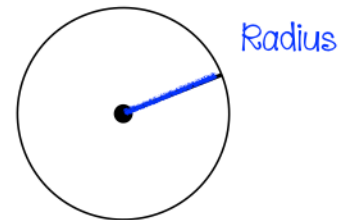
A1 Give the name of the line that goes around a circle.



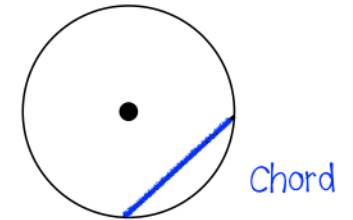
A2 Give the name of the line that cuts across a circle through the centre.



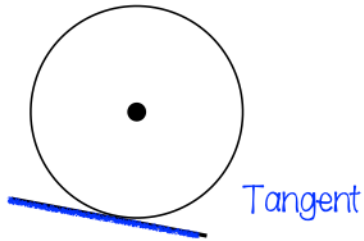
A3 Give the name of the line that joins the centre to the outside.




A4 Give the name of the line that joins two points on a circle (not through the centre).



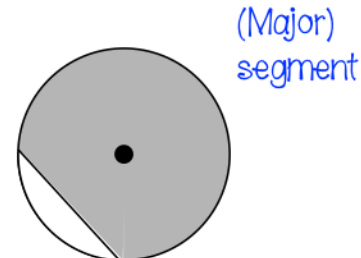
B1 Give the name of the line that touches the circle at only one point.



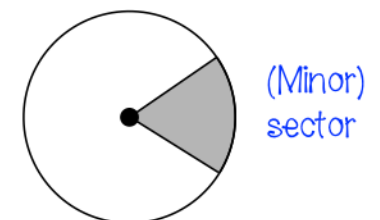
B2 Give the name of the shaded region:



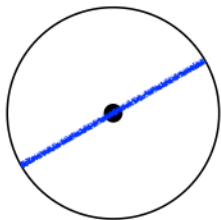
B3 Give the name of the shaded region:



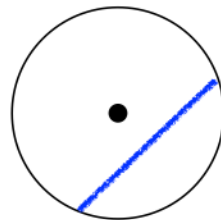
B4 Give the name of the shaded region:



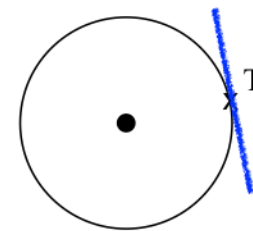
C1 Draw a diameter.



C2 Draw a chord.



C3 Draw the tangent at point T.



C4 Draw and shade a segment.

