



# First Language

---

# English 0500

---


WowEnglish.co.uk




# WRITING INTERVIEWS



Question 3  
Extended Response






## Reading Paper (50%)

- Question 1: comprehension and summary task (30 marks)
- Question 2: short answer and language questions (25 marks)
- Question 3: extended response to reading (25 marks)

# The text types





For question 3, you could be asked to write one of these six text types:

- Letter
  - Diary
  - Newspaper
  - Magazine
  - Speech
  - Interview
- 



**What do you guess the purpose of a radio interview might be?**

- Inform
- Persuade
- Entertain
- Argue





**What do you guess the purpose  
of a radio interview might be?**

→ Inform

→ Persuade

→ Entertain

→ Argue

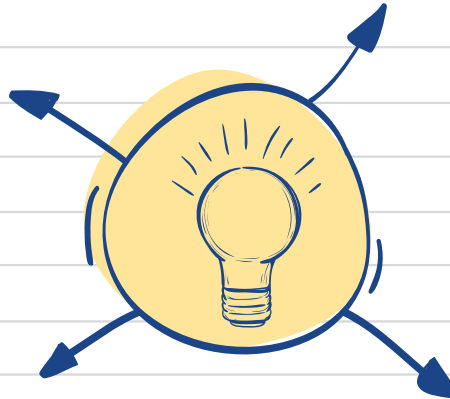
# What is the PAFT of your text?

## Purpose

Why are you being interviewed and who by?

## Format

Interview  
Often radio interview




## Audience


Who is listening to the radio show?  
Who is interviewing you?

## Tone

How formal or informal should your character be?



**What do you already  
know about interview  
writing?**





## Recommended further viewing



- EyeWitness News interview with [Trevor Noah](#)
- Newsround interview with [Nadiya Hussain](#)
- Ellen interview with [Kim Kardashian](#)

- Rank these interviews from least formal to most formal.
- What is the PAFT of these interviews?
- Write down any features of interviews you notice.
- What type of language does the interviewee use?
- What is the relationship like between the interviewer and interviewee?


# Interview's purpose



The interview's purpose will depend on the text, but it is often to inform and sometimes to entertain.

Some examples might be:

- A radio interview with a grandfather about going on a trip with his granddaughter
- A TV interview with a jungle guide about her unusual job
- A radio interview with a local mayor about local issues




## Interview's audience

Read the question carefully – it always changes!

If it is a radio show about history, the audience is probably older, more serious, intelligent and academic. This will give you a more formal tone.

If it is a TV interview about an unusual job, the audience may be looking to be entertained more, and so the tone could be more fun and less serious.



## Interview's format

You should write in script format, which we will look at in closer detail later on.


**Sarah:** This is a script (laughs).

**Jeremy:** It sure is.



**In a radio interview, you should use internet slang like omg, lol, 😊 and u.**

- True
- False






**In a radio interview, you should use internet slang like omg, lol, 😊 and u.**

→ True

→ False



# Interview's tone

... it depends!

Which character have you been asked to write as? What type of personality do they have?  
Who is the audience of their interview?

Most often the tone is formal or semi-formal

## Example interview

- What is the tone? Give some examples.
- What do you notice about my language choices?
- What do you notice about my punctuation?
- What features make the interview sound more spoken?

**Presenter:** Welcome to TalkRadio and I'm joined by Louis Ng, the founder of Football for Society. Can you tell our listeners a little more about what inspired you to become an entrepreneur?

**Louis:** Sure, good to be here, Ted. I guess I've always been into the idea that sport can help in more ways than just improving our individual health but can also bring together communities and better society as a whole. I mean, well, as a boy I might have gone down some dangerous paths had I not joined my local football team (laughs). Thankfully I had a wonderful coach that pushed me to be the best I could, physically and mentally.

**Presenter:** He sounds like a great guy!



**Louis:** He really was... he was like a father to me. Not just to me but to everyone on our team.





**“Thank you for your question, Ted!” This sentence uses what technique?**

- Personal pronoun
- Collective pronoun
- Formal address






**“Thank you for your question, Ted!” This sentence uses what technique?**

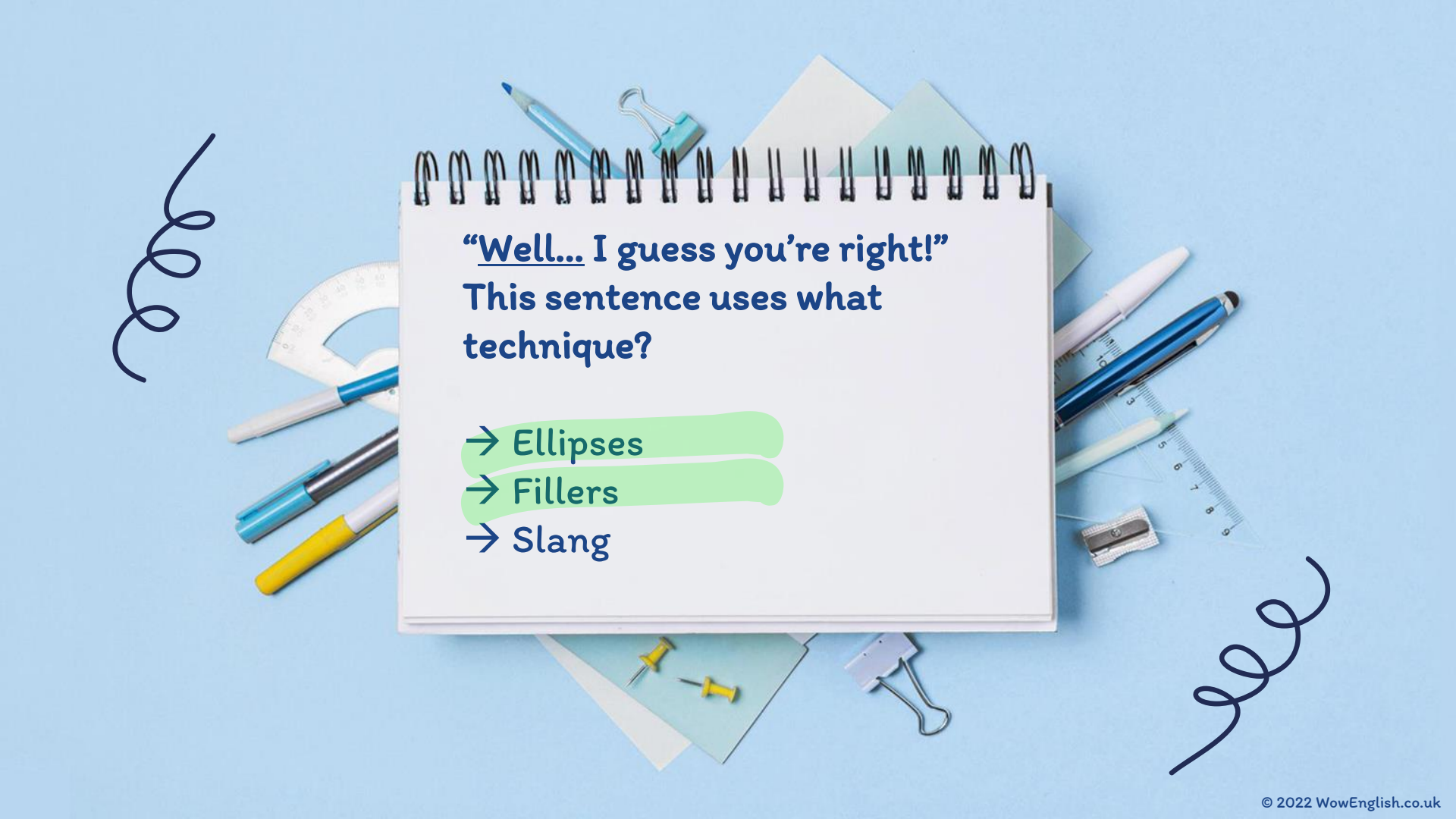
- **Personal pronoun**
- **Collective pronoun**
- **Formal address**



**“Well... I guess you’re right!”**  
**This sentence uses what**  
**technique?**

- Ellipses
- Fillers
- Slang





**“Well... I guess you’re right!”**  
**This sentence uses what technique?**

- Ellipses
- Fillers
- Slang



**Only use the three  
bullets**

Cambridge will give you the three questions your interviewer should ask. You shouldn't 'ask' more questions or you will lose focus.

Your interviewee should do most of the talking.



## Use spoken language

You can use filler words and thinking words such as:



- Well,
- I guess...
- Huh, I hadn't thought about that before...

Don't do this too much or it will sound weird!



**What do you call this  
punctuation mark: ...**

- Dot dot dot
- Triple period
- Ellipses





What do you call this  
punctuation mark: ...

- Dot dot dot
- Triple period
- Ellipses






# Punctuation

Use a variety of punctuation to make your writing sound more spoken:

Use ellipses  for a pause

Use a dash  to show the speaker has changed the direction of their sentence

Use an exclamation mark  to place emphasis or show excitement

Again, don't do this too much or it'll sound weird.



## Use personal pronouns

Make it sound like a real conversation by using 'you'.

Have your interviewee speak to the interviewer directly:

- You really can't imagine
- Don't look so surprised!



## Use script format

Layout your interview like a script.

**Andy:** So, Kayla, tell me why do you love English so much?

**Kayla:** Well, because of Ms O'Rourke, of course!

You can use stage directions in brackets too (laughs) (nods) (claps)



## Give the presenter a name

Make up a name for the person interviewing you and use it a couple of times in your interview.



**Interviewer:** Tell me about your experiences on that day.

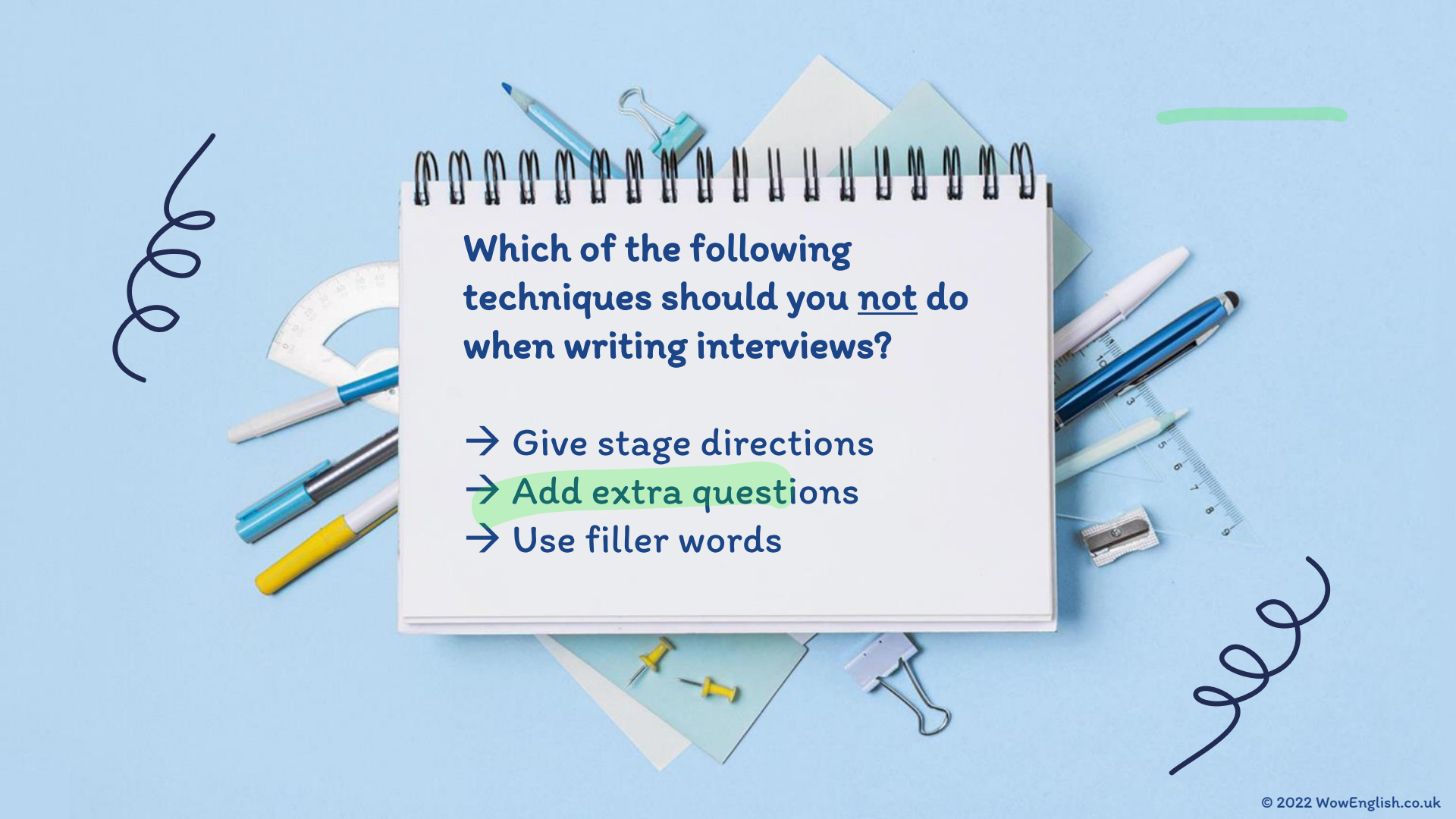
**Rachel:** Sure, Jim. So the day started out like any other... a disaster (laughs).



Which of the following techniques should you not do when writing interviews?

- Give stage directions
- Add extra questions
- Use filler words





Which of the following techniques should you not do when writing interviews?

- Give stage directions
- Add extra questions
- Use filler words

# Tips for speech writing

## Pronouns

Use 'you' to speak to the interviewer

## Script format

Sarah: Bla bla.  
James: Bla bla.

## Spoken language

Well, huh, I hadn't thought about that before

## Punctuation

Use: ... ? ! –

## Names

Give the presenter a name

## Three bullets only

Don't make up extra questions on the exam



# Practice tasks

## Real interview

Interview a family member or friend about something interesting that happened to them. You could even record it.

After this, write down the script and try to keep some of the spoken language features you heard.

Want more feedback?

WowEnglish.co.uk

## Interview a celebrity

Find an interview online with a celebrity you like and make notes about how they speak.

After this, write an interview with that celebrity about a new topic, trying to make the language sound similar to the celebrity.



# Mark your own writing

**Tick ✓ spoken phrases**

Huh, well, I hadn't thought about...

**Put a \* next to names**

Did you create a name for your interviewer?

**Highlight good vocabulary**

Any sophisticated or impressive words you used

**Underline words that sound like your character**

Slang or phrases that sound like your chosen character

**Circle your favourite sentence**

Explain why this is your favourite sentence.

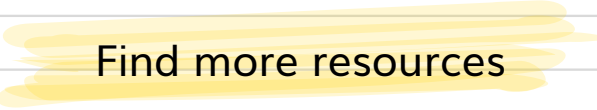

**Did you use script format?**

**Sarah:** Bla bla.  
**James:** Bla bla.  
And stage directions (laughs)





# Thanks!



Find more resources



[wowenglish.co.uk](http://wowenglish.co.uk)

CREDITS: This presentation template was created by Slidesgo, including icons by Flaticon, and infographics & images by Freepik.

Please keep this slide for attribution.

