

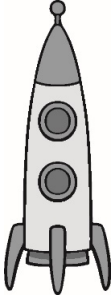
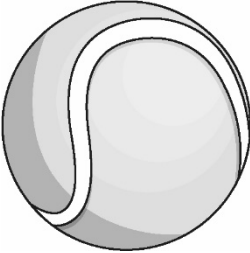


Name \_\_\_\_\_ Date \_\_\_\_\_

# Worksheet 3.1A

## Drawing shadows

Look at these toys below.

Draw a shadow for each one.

Name \_\_\_\_\_ Date \_\_\_\_\_

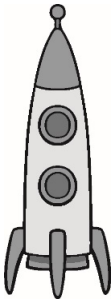
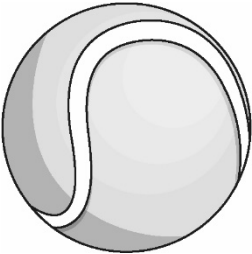










## Worksheet 3.1B

### Matching shadows

On the top row are four toys.

Below each one there are two shadows they might cast.

Draw lines from each toy to its two shadows.





			
			
			

Name \_\_\_\_\_ Date \_\_\_\_\_

# Worksheet 3.1C

## Drawing shadows

- 1 The Sun is on the left.  
Draw the shadow of each object.

 <p>A simple drawing of a sun with rays in the top-left corner and a rocket ship in the center.</p>	 <p>A simple drawing of a sun with rays in the top-left corner and a ball in the center.</p>
 <p>A simple drawing of a sun with rays in the top-left corner and a panda sitting in the center.</p>	 <p>A simple drawing of a sun with rays in the top-left corner and a car in the center.</p>

2 The Sun is on the right.

Draw the shadow of each object.

