


Sand Art

Look at these drawings and sculptures. Can you tell what they are made of? Where have people made them? Which animals can you see? Do you think they would be easy or hard to make?










Which sculpture or drawing do you like best? Can you say why? Which animals would you like to try making with sand?

Unit 5 Day 1

Making Sand Art



You will need:

- trays and play sand
- clay work boards or clear table tops
- aprons or smocks
- hand sprayers or small pots filled with water
- rollers
- plastic moulds, especially plant or animal shaped ones
- various sticks or pencils for 'drawing' in the sand
- plastic combs and knives or cutters for shaping and patterning sand
- collections of small pebbles or shells
- pictures of animals for chn to copy, adapt and draw inspiration from

Suggestions:

Needless to say, making large-scale, 3D sand sculptures is not easy! Nevertheless, allow chn to be experimental and to try out different techniques and ideas to see what works and what doesn't.

If you have animal-shaped moulds, let chn use these to create realistic looking creatures before moving on to having a go at shaping or drawing their own animals.


For moulding and sculpting, wetting the sand a little and then compressing it with the palm of your hand to push out the air helps it to become firm and to retain its shape. Too much water of course and it won't form shapes at all! Drain off or blot up excess water and begin again.

It is much easier to 'relief' sculpt animals either in profile 'lying down' on the sand or as seen from above, rather than attempting to shape them standing up.

For drawing in sand, get chn to try using sticks or pencils of different thicknesses to outline their figures. Prompt them to experiment with different depths too.

With both sculptures and drawings, combs, cookie cutters and other objects can be used to create patterns in the sand. Chn can also add pebbles or shells for small details such as eyes or teeth, etc.

Animal Riddles



Read the riddles and see if you can work out which animal is being described.

**I travel very slowly
When gliding over ground.
My shell might weigh me down a
bit
But in your garden I'll be found.**

**I like to use my tongue
To eat leaves from tall, tall trees.
I don't have to climb up though –
With my long neck it's a breeze!**

**I am known as the King,
The jungle's where I reign.
It's very hard to tame me
And I have a simply beautiful
mane!**

**I'm an animal you might love
But I'm much too big for a pet.
I have rather a long trunk
And it's said I never forget.**

Adapted from Riddles for Kids at <http://riddles-for-kids.org/20-animal-riddles-for-kids/>

