

Literacy Mock Test

February

2023-2024

Key Stage 1 (Year I)

Date : February __, 2024

Name of the Candidate : _____

Subject : Literacy Mock Test Paper

Total Maximum Marks : 20

Duration : 60 minutes

Instructions to the candidate:

- Write your name and section.
- Answer all questions.
- Write your answer to each question in the space provided.
- Use **pencil** in writing your answers.
- Do not use an erasable pen or correction fluid.
- The total mark for this paper is **20**.
- The number of marks for each question or part question is shown in brackets ().
- The insert contains the reading passage.

Text	Maximum Marks	Marks Obtained
Section A – Fiction	7	
Section B – Non-fiction	7	
Section C – Writing	6	
TOTAL	20	

Teacher's Signature: _____

Parent's Signature: _____

Section A: Reading Comprehension

Read the short story carefully and answer the following questions.

The Lost Teddy Bear

In a cozy little town, there lived a girl named Lora. Lora had a special teddy bear named Champ. Champ went everywhere with Lora - to the park, to school, and even to bed. One day, while playing at the park, Lora accidentally dropped Champ. When she reached down to pick him up, he was nowhere to be found!

1. **Who are the characters in the story? Tick one answer. .5/**
 - Lana and Harry
 - Lora and Champ
 - Sophie and Harry

2. **Where does the story take place? Tick one answer. .5/**
 - In a beautiful garden
 - In a thick forest
 - In a cozy little town

3. **What problem does Lora encounter in the story? .5/**
 - She loses her school bag.
 - She loses her teddy bear, Champ.
 - She loses her pencil

4. How do you think Lora felt when she realized Champ was lost? .5/

- Happy
- Sad
- Excited

5. Which of the following is TRUE from the story? Tick one. /1

- Lora was playing at the park.
- Lora was eating at the park.
- Lora was playing "Hide and Seek."


6. What do you think Lora did after she realized Champ was lost? 1/

7. Where do you think Champ was? 1/

8. Capitalize and punctuate the following sentence correctly. 1/

lora had a special teddy bear named champ

9. Write the correct setting for each picture. 1/



Non-Fiction: Instructions

/2

10. **Instructions:** Write below the picture the correct command from the box for each picture.

Brush your teeth!


Read a book.


Wash the dishes.


Water the plants.

Wash the dishes.

Tie your shoelaces!









11. How can you keep yourself safe when you cross the road?

/1

Write your answer below and use "because" to extend the sentences.



12. Write 3 Instructions that you do after eating snacks at breaktime.
Remember to capitalize the first letter and punctuate the instructions
that you write. /1.5

1. _____

2. _____

3. _____

14. Complete each sentence using the word 'because' and choose the
appropriate reason from the word bank provided. /1.5

he saw a monster.
it was winter.
the dog was chasing her.

1. The boy cried _____.
2. The children wore jackets _____.
3. Dana ran fast _____.

15. Write the following sentences using capital letters and either a full stop (.), question mark (?) or exclamation mark (!)

/1

don't let the pigeon drive the bus

we won the race

Section B: Writing

16. Write a set of instructions by writing a heading, adding pictures, Adverbs and sentences.

/6

How to _____

1)First,	2)Then,	3)Next,	4)Finally,

Rubric for Writing

Criteria	2 Points (Excellent)	1 Point (Satisfactory)	.5 Point (Limited/ Not Attempted)
Heading and Pictures	<p>Clear and relevant, indicating the topic or purpose of the instructions.</p> <p>Illustrations support the instructions, depicting each step clearly.</p>	<p>Somewhat clear in indicating the purpose of the instructions but could be more precise.</p> <p>Illustrations provide some support for the instructions but may lack clarity in depicting each step.</p>	<p>Heading lacks clarity in indicating the purpose of the instructions, making it difficult for the reader to understand.</p> <p>Illustrations provide minimal support for the instructions and may not effectively depict each step.</p>
Grammar, Capitalization and Punctuation	<p>Showing understanding of capital letters and full stops to indicate sentences, and simple grammatical links between words.</p>	<p>Showing moderate understanding of capital letters and full stops to indicate sentences, and simple grammatical links between words.</p>	<p>The sentence is incomplete or mistakes found simple grammatical links between words.</p>
Use of Adverbs	<p>Adverbs are skillfully used throughout the instructions to describe actions with precision and clarity.</p>	<p>Adverbs are used to describe actions to some extent, but there may be inconsistencies or instances where adverbs could be used more effectively.</p>	<p>Adverbs are either absent or used sparingly, resulting in instructions that lack detail and specificity.</p>

Term: II

Session: 2023 – 2024



Name: _____

Date: _____

Mark: _____

Total: ____/6

Term: II

Session: 2023 – 2024



Name: _____

Date: _____

Term: II

Session: 2023 – 2024



Name: _____

Date: _____

Term: II

Session: 2023 – 2024



Name: _____

Date: _____
