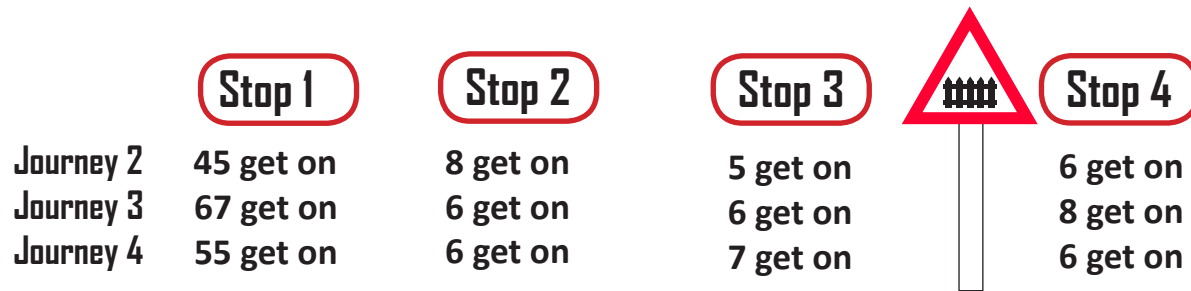


Train journey

Sheet 1

At each stop, more passengers get on the train. Add the number of passengers to each new total. Write each addition clearly on your sheet.



Challenge

Start number is 45. End number is 80. Which of these three numbers can be repeatedly added to 45 to get from start to end?

6

7

8

Train journey

Sheet 1 continued


Stop 1

Stop 2


Stop 3

Stop 4

Journey 2



Journey 3



Journey 4

