

Shape and Data Unit 3

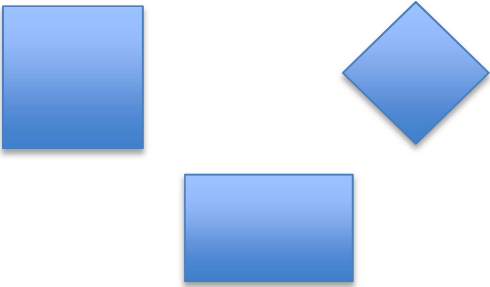

Problem solving and reasoning questions

Copy this table.

All straight sides	One or more curved sides

Identify 'flat' objects around the class, e.g. the clock *face*, the table *top* etc. Draw them on the table in the correct column.

What are the possible headings on this table?

	
---	--

These questions should be provided for children to do once the unit has been completed. They assess the children's mastery of the skills and concepts in this unit.

Shape and Data Unit 3

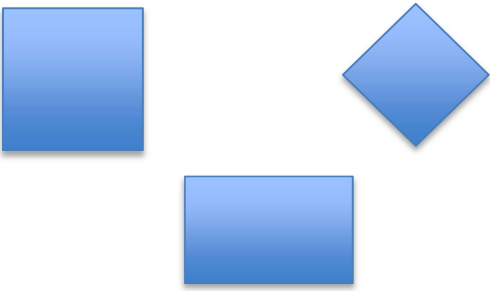

Problem solving and reasoning questions

Copy this table.

All straight sides	One or more curved sides
e.g. piece of paper	e.g. clock face

Identify 'flat' objects around the class, e.g. the clock *face*, the table *top* etc. Draw them on the table in the correct column.
Various, check. Ensure children are aware that they are looking at the various flat (2-D) faces of 3-D objects.

What are the possible headings on this table?

4 straight sides	Less than 4 sides
	

These questions should be provided for children to do once the unit has been completed. They assess the children's mastery of the skills and concepts in this unit.