

## Science Assessment Year 2: Everyday Materials

1. **Join** the **material** to an **item** that can be made from the material and then to its **properties**.

metal	table	gets hot easily, easy to clean
fabric	t-shirt	transparent and waterproof
plastic	toy bricks	soft and stretchy
wood	window	hard and strong
glass	pan	strong, can be chopped into different shapes

/10

2. Which material would be suitable for a towel?

\_\_\_\_\_

List two properties to explain why you have chosen this material.

1. \_\_\_\_\_

2. \_\_\_\_\_

/3

3. Tick **three** materials that would be **most suitable** for making a **spoon**.

wood      plastic      glass      fabric      metal      rubber


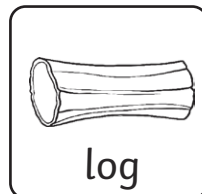



/3

Total for  
this page


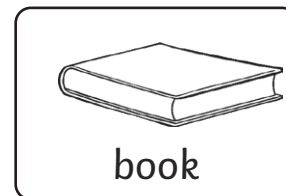


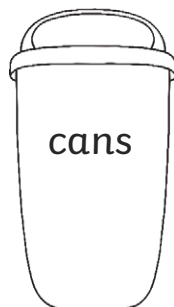

4. Sort these objects into natural and humanly-constructed. Draw lines from the objects to the words natural and humanly-constructed.

natural

humanly-constructed




5. Sort these objects into the correct bins by drawing a line.




6. Tick **three** materials that would be **most suitable** for making a drinking bottle?

plastic      glass      paper      wood      metal      fabric

7. Circle the **three** items that can be **stretched**:



8. These shoes are made out of leather.



Give two reasons why leather is a good material for making shoes:

1. \_\_\_\_\_
2. \_\_\_\_\_