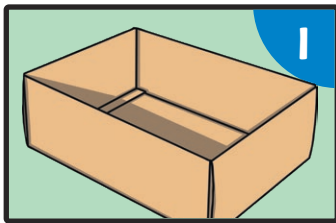



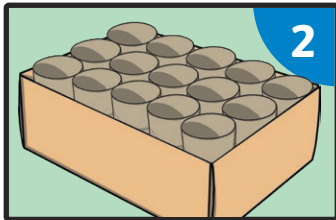
Recycled Materials Minibeast Hotel

You will need:


- String
- Small pebbles
- Dry leaves
- Hay or straw
- Dry sticks
- A sturdy cardboard or wooden box
- Cardboard tubes from kitchen towels or toilet rolls



1 You might like to decorate the empty box before you make it into a hotel.



2 Then, fill it with the cardboard tubes so that the ends face outwards.




3 Fill about half of the tubes with dried sticks.



4 Use dried leaves, hay, straw and pebbles to fill the other tubes.



5 Make a hole in the top of the box and thread the string through.



6 Hang your hotel on a fence or on a tree for the minibeasts to enjoy.