


# Frog gets fitter

## Activity 1

### Work in pairs

#### Things you will need:

- A pencil
- A sheet of beaded and landmarked lines



#### What to do:

- Choose a number from each set.
- Write a subtraction using these two numbers by the first line on your sheet. Remember to subtract the smaller number from the larger number.
- Mark the smaller number on the line. Mark the bigger number on the line.
- Use Frog to find the difference between the two numbers.
- Remember to add up the hops and jumps to find the answer to the subtraction.
- Repeat at least four more times.

51, 72, 54, 62

45, 39, 28, 36

#### ***S-t-r-e-t-c-h:***

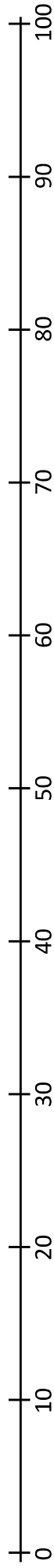
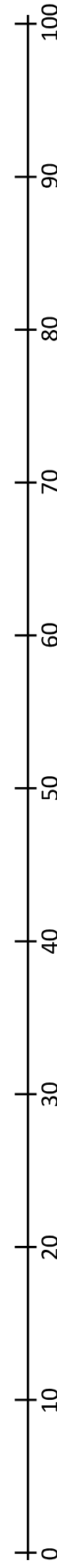
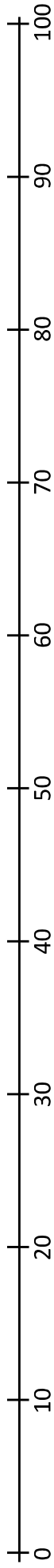
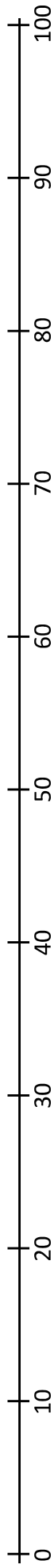
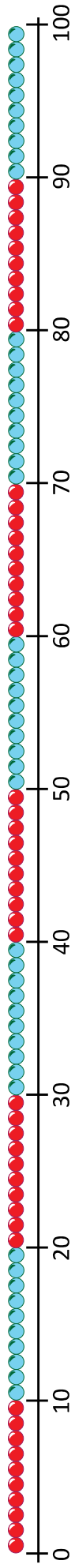
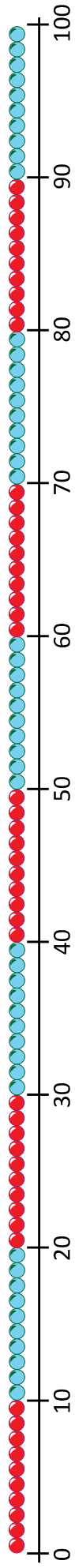
Draw your own number line jottings to work out  $84 - 67$  and  $51 - 28$ .

#### Learning outcomes:

- I can use Frog to subtract pairs of 2-digit numbers, using a beaded line or landmarked line to help.
- I am beginning to draw my own number line jottings when using Frog.

# Frog gets fitter

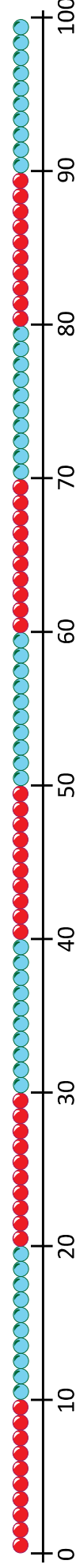
Activity 1



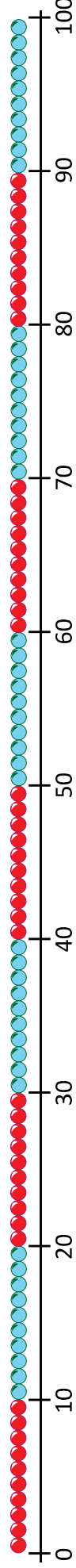
# Frog gets fitter

Activity 1

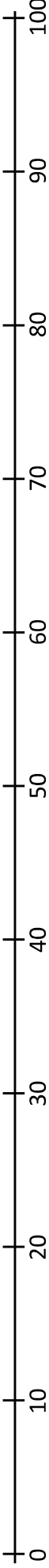
1.  $64 - 47 =$



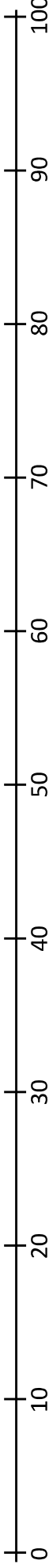
2.  $72 - 48 =$



3.  $82 - 65 =$



4.  $73 - 36 =$



## Teach the frog

### Activity 2

### Work in pairs

#### What to do:

Take it in turns to be the teacher and to be the Frog.  
Tell your partner, one step at a time, how to work out the answer to each subtraction.

Remember to use your skills in subtracting 2-digit numbers to help you to subtract 3-digit numbers.

#### Things you will need:

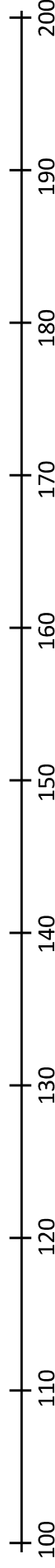
- A pencil



1.  $92 - 67 =$



2.  $192 - 167 =$



3.  $83 - 45 =$



## Teach the frog

### Activity 2

4.  $283 - 267 =$



5.  $452 - 437 =$



### **S-t-r-e-t-c-h:**

Draw your own number line jottings to work out

$354 - 337$  and  $572 - 549$ .

### Learning outcomes:

- I can use Frog to subtract pairs of 2-digit numbers, using a landmarked line to help.
- I can use Frog to subtract pairs of 3-digit numbers, within the same century, using a landmarked line to help.
- I am beginning to sketch my own number line jottings when using Frog.

# Teach the frog

## Activity 2

