

Science - Year 1

Seasonal Changes – Block 1SC

Wonderful Weather

Session 5

Resource Pack

© Original resource copyright Hamilton Trust, who give permission for it to be adapted as wished by individual users. We refer you to our warning, at the foot of the block overview, about links to other websites.


How to Make a Wind Sock

You will need:

Plastic Bottle
White Glue
Tissue paper
Ribbons
Hole puncher



Cut off the top and bottom of a plastic bottle to make a tube.



Mix glue and water in equal parts. Tear up strips of tissue and paint them onto the bottle tube with the glue/water.



Punch holes in one end and tie ribbon through them. Punch two holes at the top to tie a string loop.



Hang the wind sock up on a stick, pole or washing line. Watch which way the ribbon blow. The wind is blowing in that direction!

Daily Weather Watch

Answer these questions together in your group.
Draw a circle around the symbol.


What time of day is it?

Morning **Afternoon**

What is the weather like?



How windy do you think it will be later?




Turn over and draw what you can see the weather doing.

Watching the Weather

Answer these questions together in your group.
Draw a circle around the symbol.



What time of day is it?

What is the weather like?



Extra notes: _____

How windy do you think it will be later?

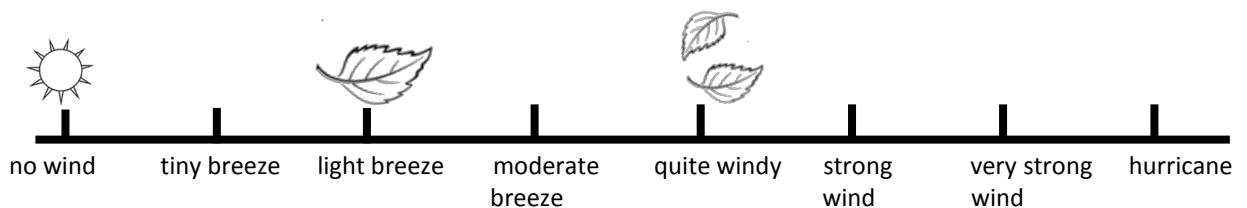


Can you explain why? _____

My own Beaufort Scale

The strength of the wind can be measured using something called the Beaufort Scale. It is a bit like a line with pictures to show how strong the wind is blowing.

Let's make our own! Here's an example, with a few pictures:



Draw a long line on a strip of paper.

Then draw a little picture at the start of the long line as a symbol for a calm day with no wind. Can you add pictures to your line to show the wind getting stronger?

What does wind do to things when it gets stronger?

How can we tell the wind is strong?

Extra Challenge 

Why not use a compass to work out the direction of 'North'?

Use chalk to draw an arrow pointing 'North' on the playground floor.

Can you find 'South', 'East' and 'West' too?

Now can you work out which direction the wind is coming from?