

Science - Year 1

Animals incl. Humans – Block 1AH

Ourselves


Session 2

Resource pack

How to measure

Measuring with things

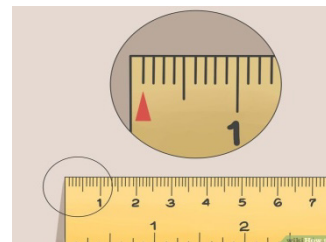
1. Find some objects that are all the same size.
2. Use them to measure the length of other things by lining them up end to end and counting how many there are.



Remember, the things you are using have to be the same size. You can't use paper clips that are different sizes.

Measuring with a ruler

1. Find the numbers on your ruler.
2. Put your finger on the 1.
3. Count 10 little lines back and that is 0. That is the beginning of your ruler.
4. Line the 0 up with the thing you are measuring.



The little lines are called millimetres (mm).
The longer lines with numbers are centimetres (cm).
There are 10 mm in a centimetre.




Measuring your foot



How long is your foot?

What did you use to measure your foot?

Measuring your hand




How long is your hand?

What did you use to measure your hand?


Collecting the data

**Have you measured your
hand and foot?**

**Have you written the
measurements on your
sheet?**




Name	Hand	Foot



Take it in turns to tell your teacher your measurements to record in this table.


Feet	Hands



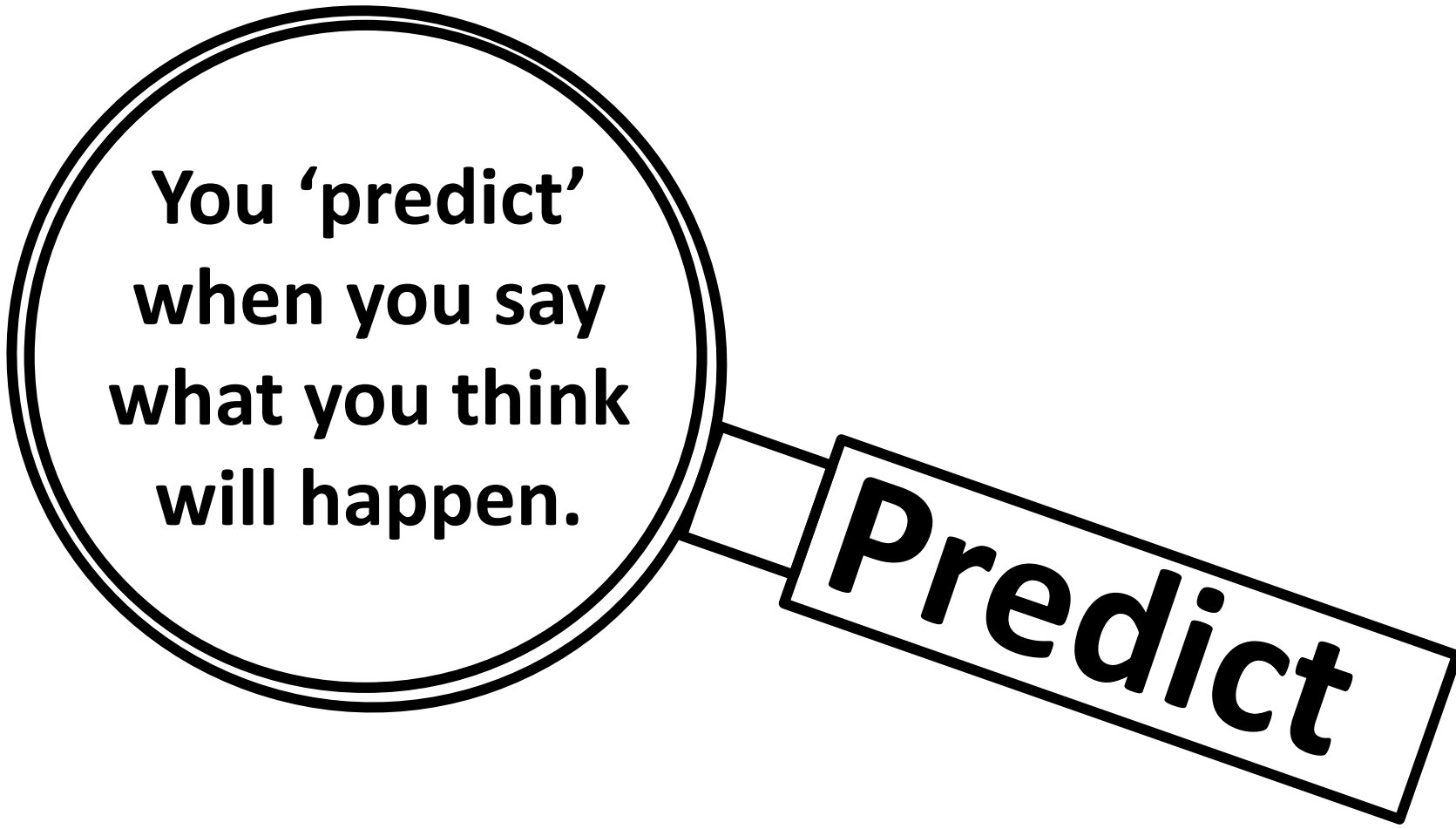
Now rank yourselves in order of biggest feet to smallest and then biggest hands to smallest.

Do the results show that the children with the largest feet have the largest hands?

Which results show you this?



Science dictionary



You 'predict'
when you say
what you think
will happen.

Predict



Length

Length is how long something is.



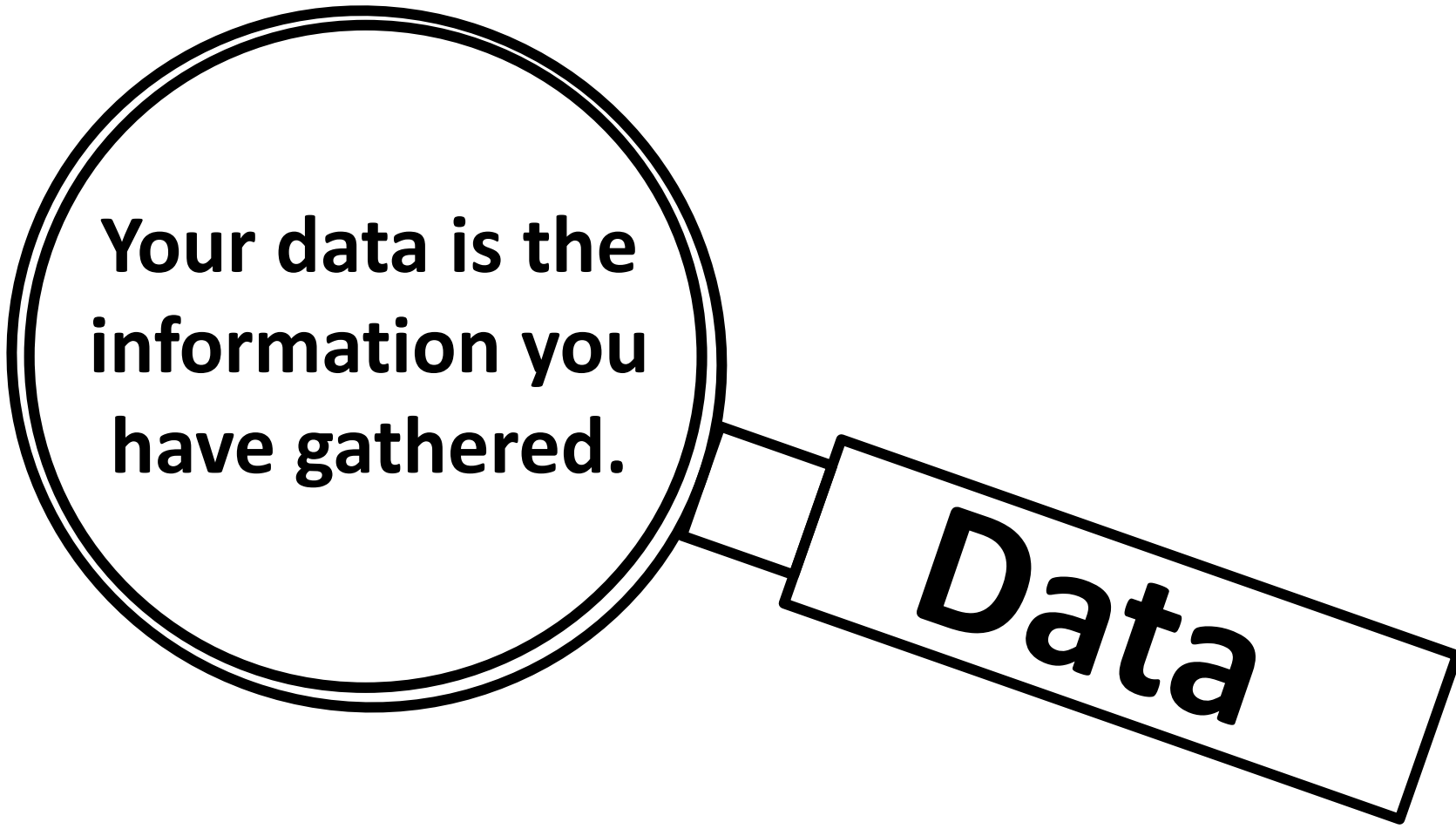
Measure

You measure length when you find out for certain how long something is.



Centimetres

We can measure length using centimetres.
We usually write cm.



**Your data is the
information you
have gathered.**

Data

Speech bubbles

